

Special Bulletin

For professional providers

March 27, 2023

New Provider Data Maintenance Tool for Validating and Updating Directory Information

Beginning **May 1, 2023**, professional providers will be required to validate their Highmark Provider Directory information within the new Provider Data Maintenance (PDM) tool in [NaviNet®](#) every 90 days. They will no longer receive calls from Atlas or use PRIME, Atlas' provider data management software, to update information.

The PDM tool will streamline the validation process by providing an easy-to-use electronic application to update, validate, and attest to the accuracy of your directory information in one electronic application. PDM also indicates the last time your directory information was validated and the due date for the next validation deadline.

EXCEPTION: *Facility, ancillary, and any Medicaid providers will continue to use Atlas to validate their information as they do today.*

Updates That Can Be Completed in PDM Versus PFM

PDM will be rolled out in phases necessitating certain changes continue to be made through Provider File Management (PFM). The table below outlines which PDM functionality will be available in May 2023. Most updates will be reflected in real-time; those that will pend for review are indicated with an asterisk (*).

Professional providers will be able to navigate between both the PFM and the PDM tools simultaneously in two separate tabs while using NaviNet. If a change is made to either PFM or PDM, providers must refresh the other tab being used to see the reflected changes.

Update in PDM Tool	Update in PFM Tool
<ul style="list-style-type: none">• Office Information: address*, appointment phone number(s), email, website, handicap accessibility• Group/Practitioner Information: practitioner name*, languages spoken, acceptance of new patients, practitioner specialty/role*, locations, affiliated networks, NPI, education, and adding and deleting of practitioners• Patient Age Ranges• Hospital Affiliations*• Walk-ins Welcome	<ul style="list-style-type: none">• Identification of provider benefit level – Standard or Enhanced (view only)• Credentialing status (view only), requests, changes, review of submitted changes (view only), and services• Accreditation requests, changes, and review of changes• Tax identification number (view only)• Practitioner medical license number submissions or changes

- Telehealth Services
- ePrescribe and Electronic Medical Record

- List of terminated addresses (view only)
- Services offered at current location
- Adding or deleting an address



Tips for Using the PDM Validation Function

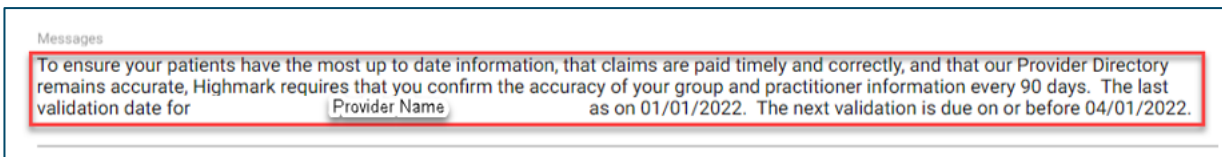
This section includes tips for using the PDM validation function within NaviNet; it is not a full guide. A guide on how to use this function is being created and will be posted on NaviNet's Plan Central once complete.

IMPORTANT: Office staff workers who maintain the attestation data/information will need to have their NaviNet Security Officer grant them access to NaviNet to complete all future attestations.

It is recommended that you begin the validation process at least 1–2 weeks prior to your unique validation due date, as you will not be able to validate your information until all pending requests are completed (see #4: Editing Information below).

1. Reviewing Last Validation Date:

- The top of the form will state the last date the provider validated their information and the next due date to validate their information.

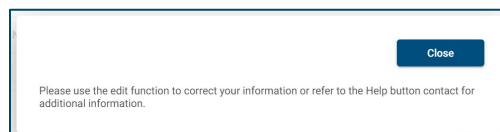


2. Confirming the Information is Valid:

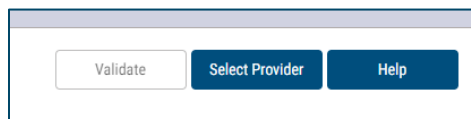
- In each section, you must either select YES that information is valid or NO and then update with the correct information.



- If NO is selected:
 - A message to use the edit function to update the information will pop up. Once the information is updated, unless it goes to the pending queue (see #4 below), go back, and select YES.



- If YES is not selected, the Validate button will be greyed out and not clickable.



3. Reviewing More Information:

- To review more information or edit information in any of the sections, click the **ellipsis** at the left of the options.

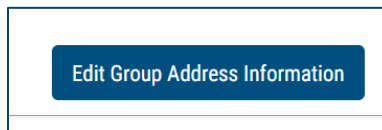
General Group Address

Is the Group's location information correct? Yes No

Address	City	State	Zip	Status	Address Type	Effective Date	Affiliated Practitioners
699 Hastings St...	South Williams...	Pennsylvania	17702	A	Check, Main, M...	02/12/2016	0

4. Editing Information:

- If a professional provider needs to make edits while reviewing more information, click the **edit button** on the review screen. **NOTE:** The edit button and review screen will state the specific information that can be edited and will look different depending on what section of the form the professional provider is working on.



- Some information will pend for Highmark's review after you submit your edits. You will be able to check all pending requests in the Pending Queue by clicking the Pending Request link at the top of the form. Changes that will need to pend for Highmark review include practitioner name, specialty and role, hospital affiliations, and addresses — if updates are for out of state or out of region.

Pended Requests

Type	Status	External User	Summary
Address Change	Open	██████████	123 ABC lane, Pittsburgh, PA 15228
Practitioner Practicing Specialty	Open	██████████	Update [Shirey, Sally] - [Snyder Family Practice] - [PremierBlue Shield]
Practitioner Name Change	Open	██████████	Change practitioner name from Snyder, Kristan Lynn to Snyder, Susan Lynn
Hospital Affiliation	Open	██████████	Add Shirey, Sally affiliation with Penn State Health

5. Practitioner Information:

- To access information about each individual practitioner, professional providers will need to click on the **ellipsis** next to each practitioner separately. Once you click the **ellipsis**, you will be taken to a new page with information about the individual practitioner's specialty, whether the provider is accepting new patients, what languages the provider speaks, and other helpful information.

General Practitioner Information

Is the Practitioner's general information correct? Yes No

Name	NPI	BSID	Status	Primary Affiliation	Effective Date	Practitioner Type
...	██████████	██████████	A	YES	5/15/2019	LICENSED PROFES...
...	██████████	██████████	A	YES	11/08/2021	LICENSED PROFES...
...	██████████	██████████	A	YES	6/13/2018	SOCIAL WORKER
...	██████████	██████████	A	YES	5/15/2019	SOCIAL WORKER

This information is issued on behalf of Highmark Blue Shield and its affiliated Blue companies, which are independent licensees of the Blue Cross Blue Shield Association. Highmark Inc. d/b/a Highmark Blue Shield and certain of its affiliated Blue companies serve Blue Shield members in 21 counties in central Pennsylvania. As a partner in joint operating agreements, Highmark Blue Shield also provides services in conjunction with a separate health plan in southeastern Pennsylvania. Highmark Inc. or certain of its affiliated Blue companies also serve Blue Cross Blue Shield members in 29 counties in western Pennsylvania, 13 counties in northeastern Pennsylvania, the state of West Virginia plus Washington County, Ohio, and the state of Delaware. All references to Highmark in this document are references to Highmark Inc. d/b/a Highmark Blue Shield and/or to one or more of its affiliated Blue companies.

NaviNet is a registered trademark of NaviNet Inc., which is an independent company that provides secure, web-based portal between providers and health insurance companies.

